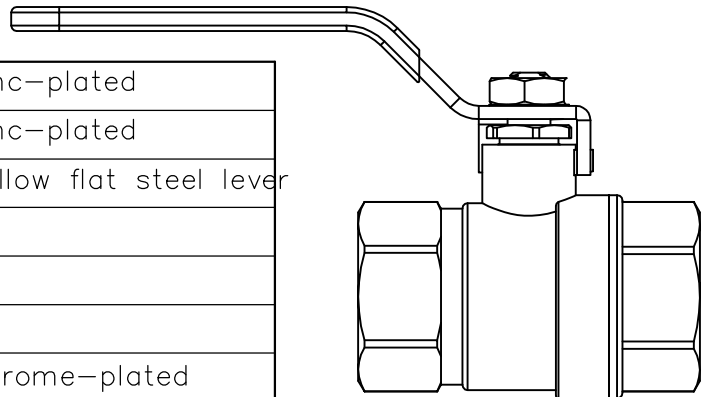
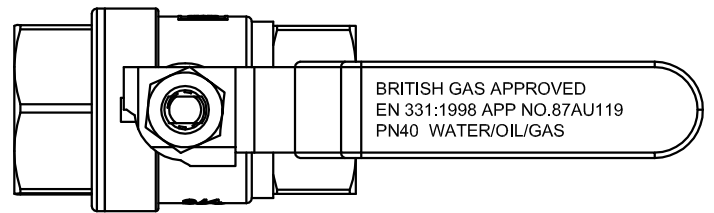
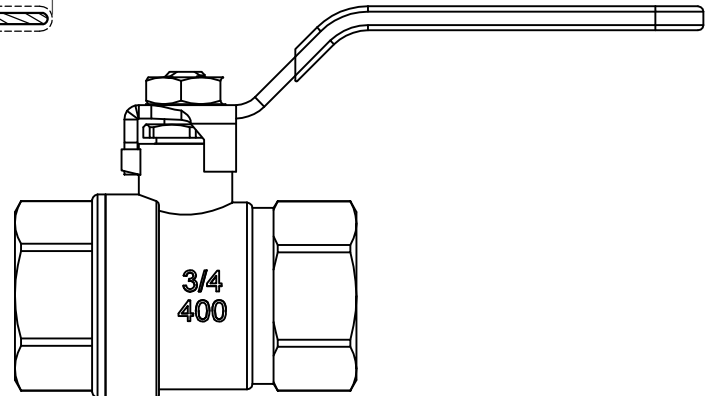
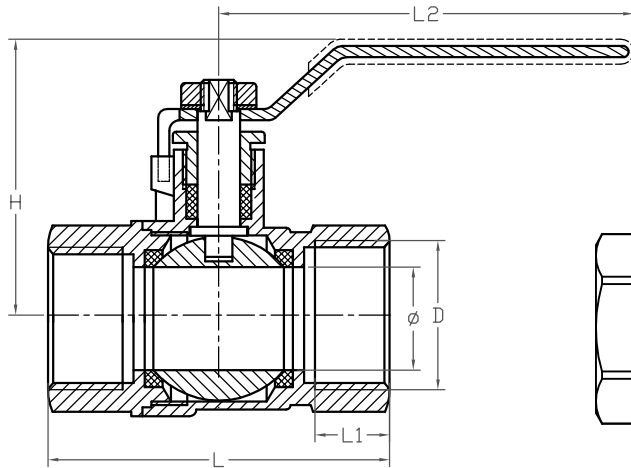


∅(mm)	D	L	L1	L2	H	PN
15	BSP 1/2	57	14	90	48	40
20	BSP 3/4	64	15	90	51	40
24.5	BSP 1	76	17.5	108	62	40
32	BSP 1 1/4	90	19.5	130	79.5	40
40	BSP 1 1/2	98.5	19.5	130	85	40
50	BSP 2	119.5	24	155	98	40



10	Hexagon nut	Q235	1	Zinc-plated
9	Washer	Q235	1	Zinc-plated
8	Flat steel lever	Steel	1	Yellow flat steel lever
7	Packing nut	Brass	1	
6	Packing gland	PTFE	1	
5	Stem	CuZn39Pb3	1	
4	Ball	CuZn39Pb3	1	Chrome-plated
3	Sealing seat	PTFE	2	
2	Bonnet	Brass	1	Nickel-plated
1	Body	Brass	1	Nickel-plated
NO.	Description	Material	Qty.	Remark

Art.1280				JRW VALVE DIVISION	
				Full bore gas valve	
				20103*****	
		2006.12.16			